



MUTUAL SHARE

FOR

WOMEN CARE

Co-funded by the
Erasmus+ Programme
of the European Union



MUTUAL SHARE FOR WOMEN CARE

2019-1-IT01-KA202-007410

LT TA Granada 15th-18th December



Global Gender Gap Report 2021

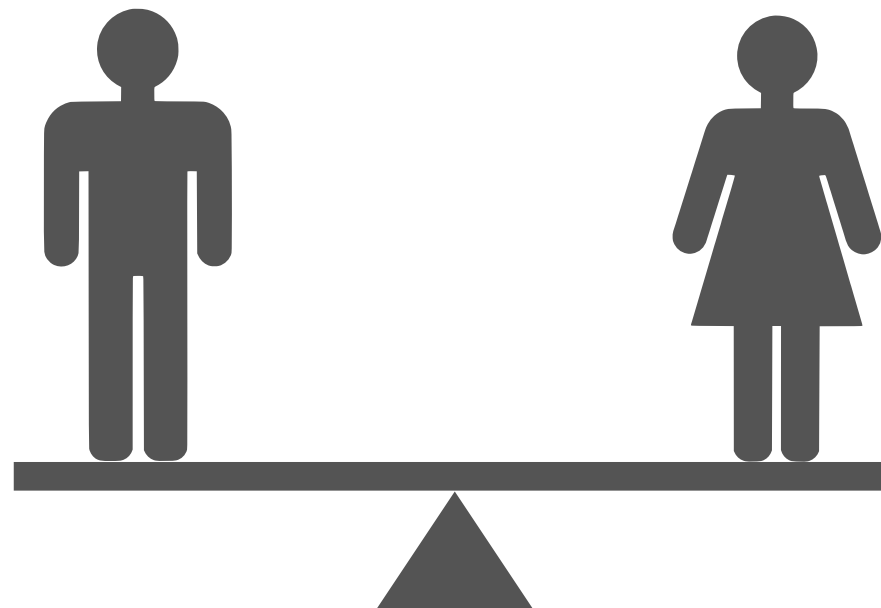
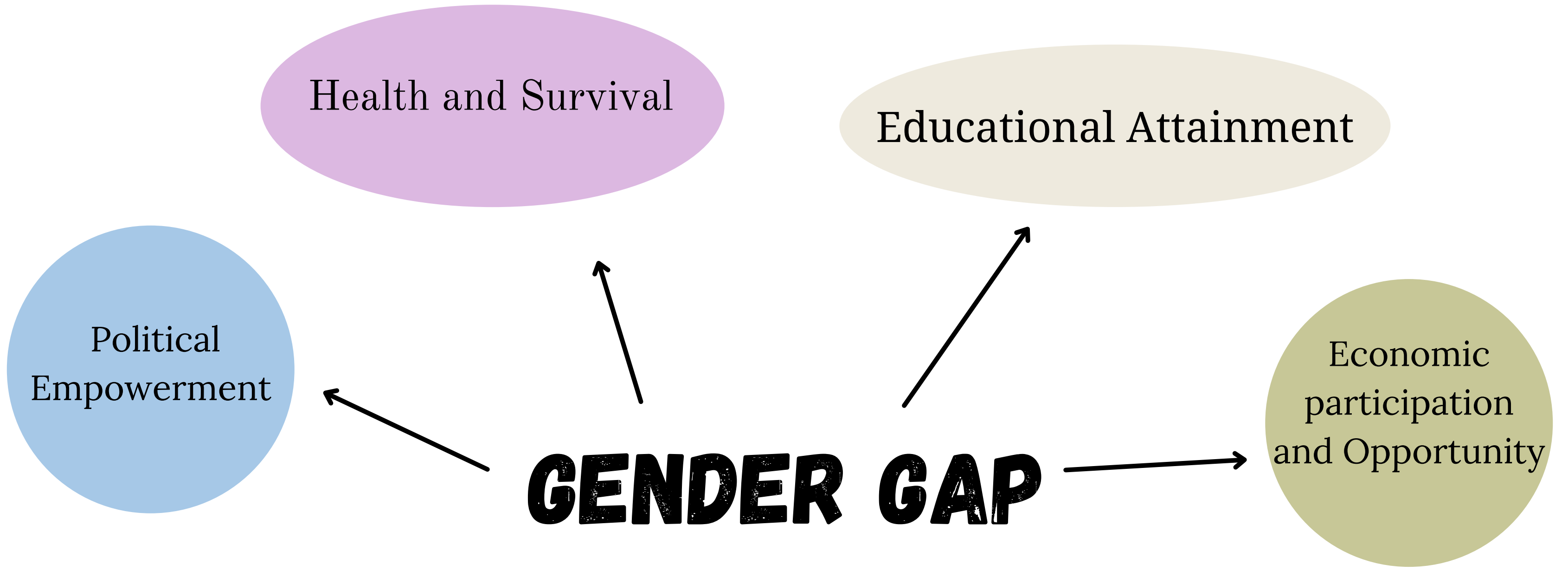
INSIGHT REPORT
MARCH 2021

-The Global Gender Gap Index evaluate the evolution of gender-based gaps among four key dimensions:

- Economic Participation and Opportunity
- Educational Attainment
- Health and Survival
- Political Empowerment

-156 countries

-The Global Gender Gap Index measures scores on a 0 to 100 scale and scores can be interpreted as the distance to parity (i.e. the percentage of the gender gap that has been closed)



Political Empowerment

(first-largest of the four key)

Women represent only 26.1% of some 35,500 parliament seats and just 22.6% of over 3,400 ministers worldwide

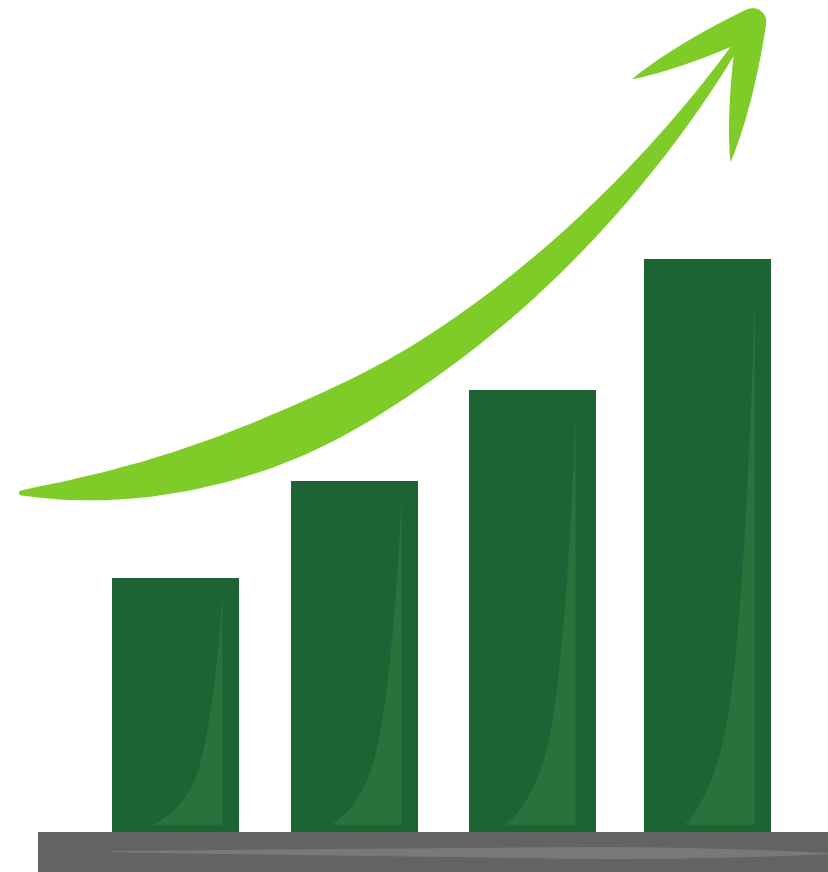


In 81 countries, there has never been a woman head of state, as of 15th January 2021

Economic participation and Opportunity

(second-largest of the four key)

Projections for a select number of countries show that gender gaps in labour force participation are wider **since the outbreak of the pandemic.**



According to 2020 data from the European Commission, women in the European Union earn 14.1% less per hour than men.



Equal Pay?


Time to close the gap!



WHAT IS THE GENDER PAY GAP?

It is the difference between the average hourly earnings of working men and working women.

Women earn 14.1% less than men per hour in the EU.



Equal Pay? Time to close de...

Fecha de publicación: 4 noviembre, 2020 Autoría: Comisión Europea...

observatorioigualdadyempleo.es



Health and Survival

96% of this gender gap has been closed, registering a marginal decline since last year.

Is the area where gender gaps are smallest on average, and countries' performances are significantly more concentrated



Educational Attainment

In Educational Attainment, 95% of this gender gap has been closed globally, with 37 countries already at parity.



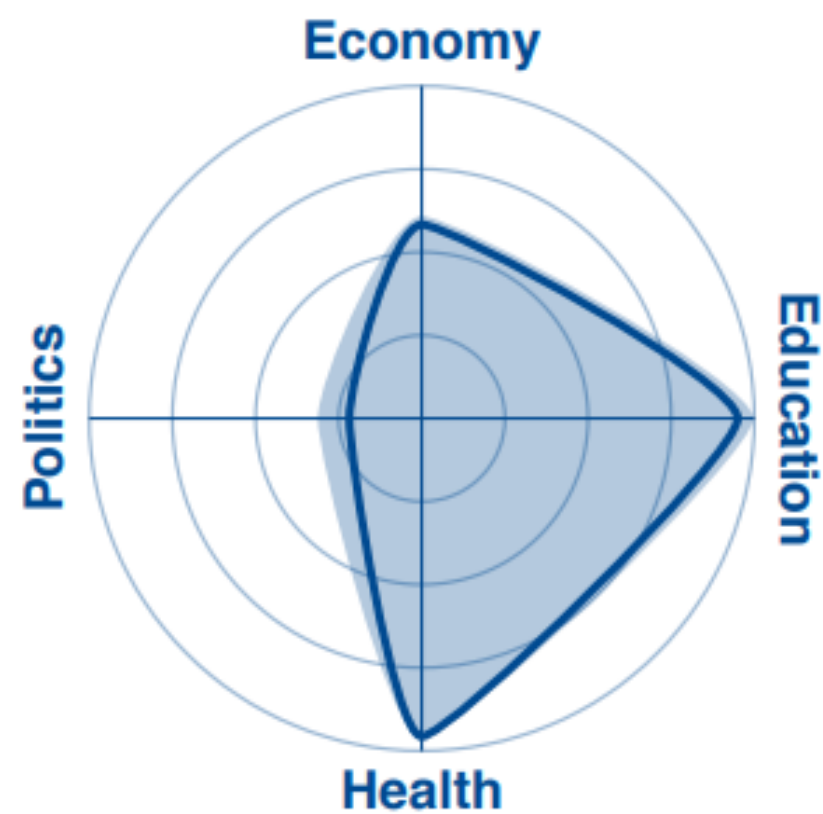
For both education and health, while progress is higher than for economy and politics in the global data, there are important future implications of disruptions due to the pandemic, as well as continued variations in quality across income, geography, race and ethnicity

Italy



rank **63**
out of 156 countries

score **0.721**
0.00 = imparity
1.00 = parity



Global Gender Gap Index

Economic participation and opportunity
Educational attainment
Health and survival
Political empowerment

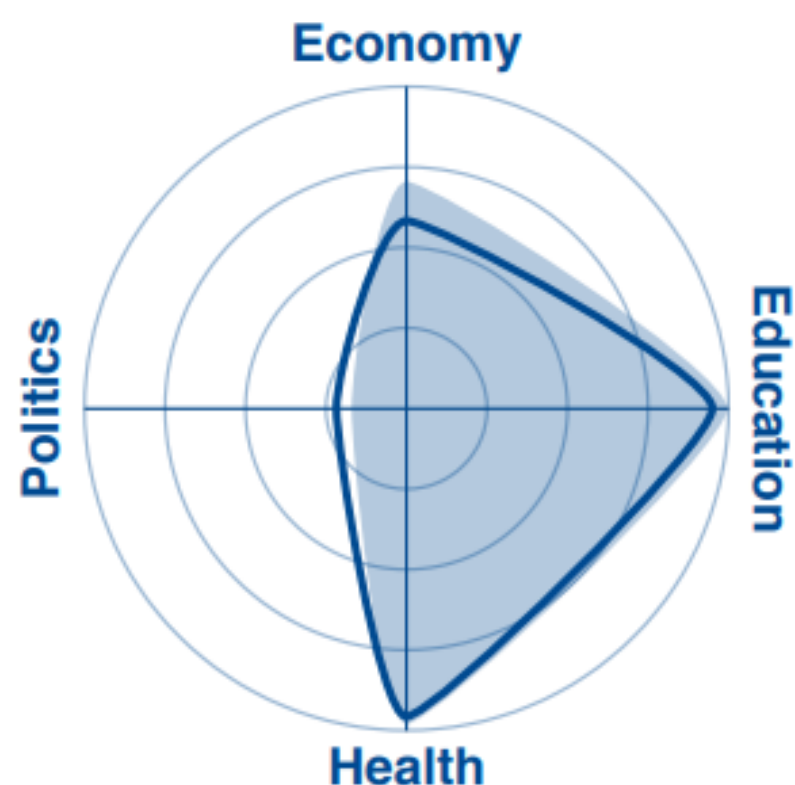
	2006 score	2021 score
Global Gender Gap Index	77	63
Economic participation and opportunity	0.646	0.721
Educational attainment	87	114
Health and survival	0.527	0.609
Political empowerment	27	57
	0.997	0.997
	77	118
	0.972	0.965
	72	41
	0.087	0.313

Poland



rank **75**
out of 156 countries

score **0.713**
0.00 = imparity
1.00 = parity



Global Gender Gap Index

Economic participation and opportunity
Educational attainment
Health and survival
Political empowerment

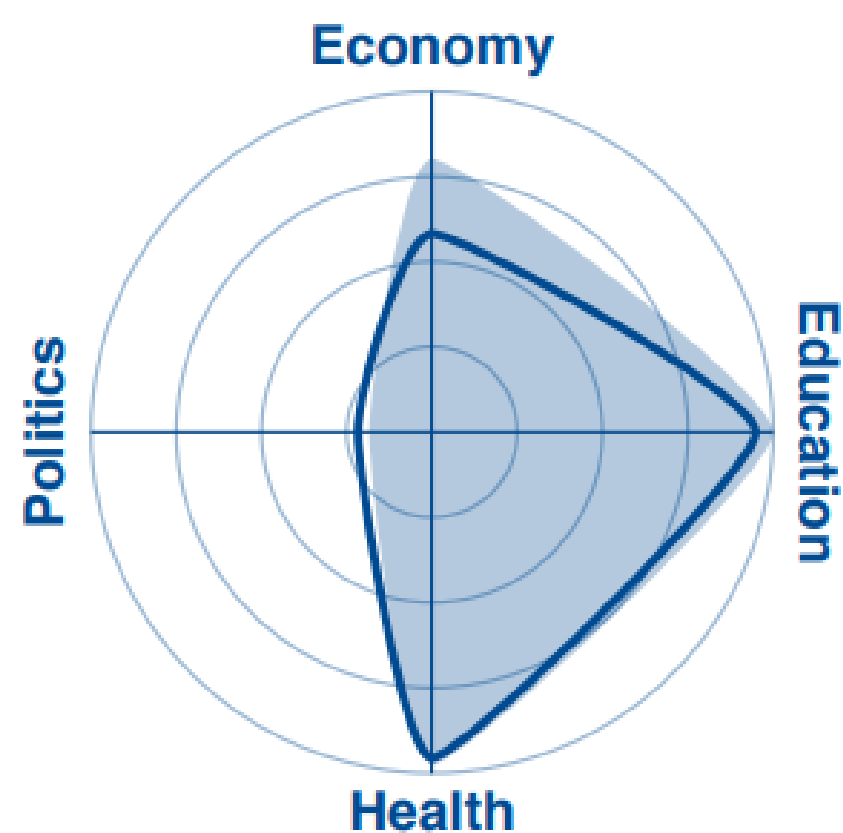
	2006 score	2021 score
Global Gender Gap Index	44	75
Economic participation and opportunity	50	63
Educational attainment	13	60
Health and survival	36	1
Political empowerment	58	89

Slovenia



rank **41**
out of 156 countries

score **0.741**
0.00 = imparity
1.00 = parity



Global Gender Gap Index

Economic participation and opportunity
Educational attainment
Health and survival
Political empowerment

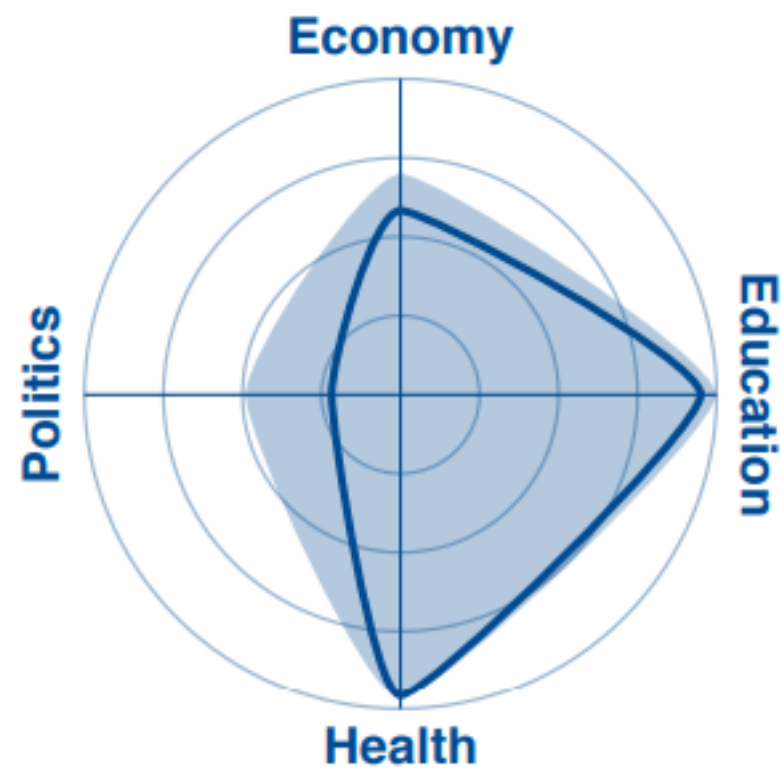
	2006 score	2021 score
Global Gender Gap Index	51	41
Economic participation and opportunity	34	15
Educational attainment	22	28
Health and survival	71	49
Political empowerment	88	83

Spain



rank **14**
out of 156 countries

score **0.788**
0.00 = imparity
1.00 = parity



Global Gender Gap Index

Economic participation and opportunity
Educational attainment
Health and survival
Political empowerment

2006 score

2021 score

	2006 score	2021 score
Global Gender Gap Index	11	14
Economic participation and opportunity	85	71
Educational attainment	38	44
Health and survival	71	114
Political empowerment	5	15



GENDER-BASED VIOLENCE

What is the extent of violence against women in the EU?

Watch later Share

KNOWLEDGE
TIME

Blandine Mollard
Research Officer, European Institute for Gender Equality (EIGE)

Watch on YouTube

A screenshot of a YouTube video player. The video title is 'What is the extent of violence against women in the EU?'. The video features a woman, Blandine Mollard, speaking. The background of the video has a purple and blue color scheme with icons for 'KNOWLEDGE' (a book) and 'TIME' (a clock). A play button is centered over the video. At the bottom left, there is a 'Watch on YouTube' button. At the bottom right, there is a yellow star icon.

Gender-based violence more common than you think

In the European Union, since the age of 15:

1 in 3

women has experienced
physical and/or
sexual violence



1 in 2

women has experienced
sexual harassment

1 in 20

women has been **raped**

1 in 5

women has experienced
stalking

95%

of victims **trafficked**
for **sexual exploitation** in the EU are women

Sources: European Union Agency for Fundamental Rights, *Violence against women: an EU-wide survey - Results at a glance*, 2014
Eurostat, *Trafficking in human beings*, 2015

Image: Margaret Jone Wollman/Shutterstock.com



Violence at a glance

1 Femicide

In 2018, over 600 women were murdered by an intimate partner, a family member or a relative in 14 EU Member States, according to official reports. In 2018, the Member States which reported the highest rates of femicide were Malta, Finland and Sweden (murders committed by an intimate partner), and Latvia, Malta and Austria (murders committed by a family member or a relative).

Source: Eurostat, 2018

2 Physical and/or sexual violence

35 % of women who experienced physical and/or sexual violence, experienced it in their own home.

10 % of lesbian women and 8 % of bisexual women were physically or sexually attacked in the past five years for being LGBTI.

Source: FRA's Fundamental Rights Survey and LGBTI Survey II, 2019

3 Harassment

39 % of women experienced harassment in the past five years, and 28 % in the past 12 months.

48 % of women with disabilities experienced harassment in the past five years, and 36 % in the past 12 months.

Source: FRA's Fundamental Rights Survey, 2019

4 Cyberviolence

13 % of women were subjected to cyber harassment in the past five years, and 8 % in the past 12 months.

Among women aged 16-29, 25 % experienced cyber harassment in the past five years, and 16 % in the past 12 months. s

Source: FRA's Fundamental Rights Survey, 2019

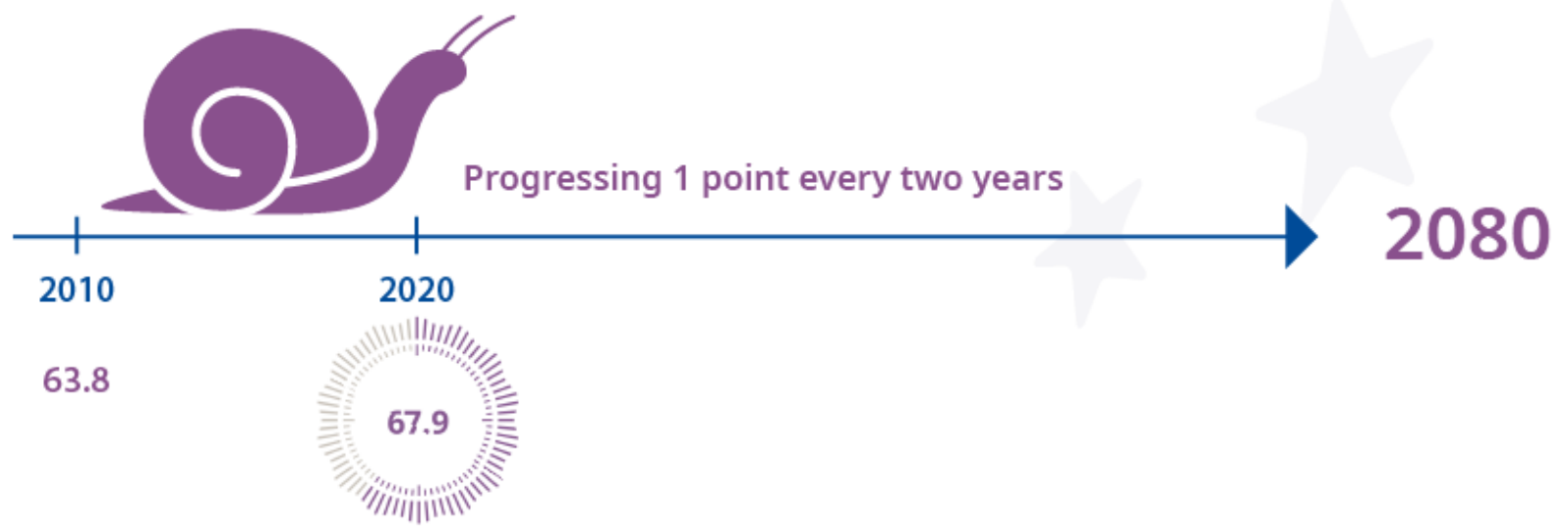
5 Female Genital Mutilation (FGM)

There is comparable data for the number of girls at risk of Female Genital Mutilation (GBV) in 13 EU Member States (AT, BE, CY, DK, EL, ES, FR, IE, IT, LU, MT, PT, SE). Read the results on [EIGE's website](#).

Source: EIGE



Can we wait 60 more years to reach gender equality?



1 FULL INEQUALITY FULL EQUALITY 100

